


EnviroKid

Activity Booklet



True or False

1. _____ Recycled paper is used to make such products as egg cartons, roofing, and insulation.
2. _____ Magnets will stick to aluminum cans.
3. _____ A three foot stack of newspapers weighs 50 pounds.
4. _____ Recycling a stack of newspapers four feet high is about the same as saving a Pine tree 40 feet high.
5. _____ A recycled aluminum can is typically re-melted and back in the store within six weeks.
6. _____ Americans generate over 160 million tons of waste per year.
7. _____ It takes 36 aluminum cans to make a pound.
8. _____ An estimated 14 billion pounds of trash are dumped into the sea every year.
9. _____ Americans go through 2.5 million plastic bottles every hour.
10. _____ It takes a glass bottle less than 100 years to disintegrate.
11. _____ Each of us throws away three and one half pounds of trash every day.
12. _____ Recycling newspapers requires only 30 percent of the energy needed to make paper from trees.

Litter/Recycle Word Search

Please help this “Surfer Dude” find 10 words associated with litter and recycling.



Words to Find

Aluminum
Bottles
Cans
Corrugated
Glass

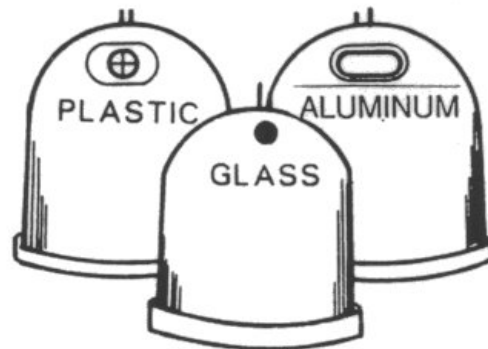

Litter Critter
Newspaper
Recycle
Reuse
Trash

A M Y G O P E R U N S A M B P I O
L W I P N W C N Y Z Q B O Y N U L
U N E W S P A P E R S T Q I O P I
M Y R I M N U D Y G T R A S H W T
I E E Q U H N C E L R Y U O C B T
N W C W T Y U Q E A E U Q I O V E
U E Y H C A N S W S U O Z X U I R
M P C M Y W U I E S S Q X W I P C
I O L N E I P W Q U E H D K L B R
W O E P E Y Q W E R T W U I O P I
T A S D F G H J K L Z X C B V N T
C O R R U G A T E D M N B V C X T
Q A Z W S C X E D F V E R F V T E
P L M O W J N Y H B T G Y U J N R

Litter Maze



Help this Family recycle their glass, plastic, and aluminum cans at the recycling drop-off locations by finding your way through maze.




Crossword Puzzle

Across

1. To ____ means to use something over again.
5. Another word for garbage.
6. You can get ____ for your recyclables.
7. Glass, aluminum and ____ are recyclable.
9. Recycling saves our natural ____.

Down

2. Aluminum ____ are non-magnetic.
3. ____ is trash out of place.
4. Hazardous ____ can be toxic, corrosive, ignitable, and reactive.
8. Recycling saves ____ for our future.


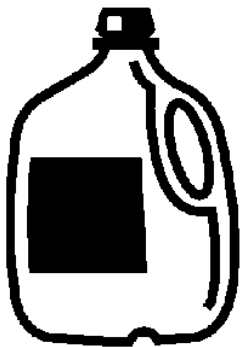






What kinds of things do you throw away that can be reused? Draw them in the space below.

Recyclable Items

Circle all of the items on this page that are recyclable.



Fun Enviro Facts & Tips

- C Did you know that some plants actually clean the air? One example is a **Spider plant**. Find someone that has a spider plant with baby shoots and ask if you may have one. Carefully remove the baby shoot from the parent plant, stick the stem in a pot of soil, and water it. Give it as a gift or place it in your home where it will help clean the air.



- C If you water your garden or lawn during the heat of midday, much of the water will evaporate quickly, and your plants will be thirsty again. Instead, water early in the morning or in the evening. The water will stay in the ground long and you will need less of it to keep your plants happy.
- C If you have melons and other heavy fruits and vegetables ripening in your garden, protect them from being eaten by bugs and slugs by propping them up on juice cans you save. This is a good way to avoiding using pesticides.
- C Did you know that mosquitoes are attracted to dark colors? If you wear light-colored clothing, you are less likely to be bitten. Mosquitoes don't like citrus fruit, so if you're looking for a snack to take outside, take an orange or a grapefruit.
- C If bugs get into your garden and you don't pick or hose them off, they might eat your crops. Here's a safe bug spray you can make with an adult's help: In a blender, mix water, garlic cloves, onions, marigolds, parsley, and hot red peppers. Let the mixture stand overnight. The next day, strain it, add some water to thin it, and then put in a spray bottle. Now you're ready to spray those bugs on your plants.
- C Do you stand in front of the sink with the water running, waiting for it to get cold? Put a pitcher of water in the refrigerator instead, so cold water will always be handy. Make it your job to refill the pitcher before you go to bed at night.



- C If you are walking down the sidewalk and see an insect on the sidewalk, use your finger or a twig to gently move it back to the grass so it won't get stepped on. Believe it not, bugs are important to the environment and we depend on their role in the ecosystem for many things, including food to eat and air to breathe.
- C Do you have a magazine delivered to your home? Are there others you would like? Instead of spending money on another subscription, and wasting paper, share a subscription with a friend or two. Just pass the magazine along to him/her when you're through. Your friend can pass one back to you.
- C Hair clippings actually help your garden because it contains nitrogen, which is good for the soil. So the next time you get a haircut, save the hair clippings and put them in your garden or compost pile. The clippings will release nitrogen very, very slowly, so your garden will be supplied with nitrogen for years. That's right – years!


- C When you spend time at the beach, do your own private cleanup. Each time you set out for a day of sun, sea, and sand, bring along a garbage bag. Take some time to scour the beach for trash. Try to fill up your bag, then deposit the trash bag where the trash collectors will pick it up.



- C At the end of Christmas, look through the Christmas cards your family received before throwing them away or putting them in the recycling bin. You can save many to use next year as gift tags. Look for cards with nice pictures, make sure there's no writing on the other side, then cut it out and punch a hole in it. Now you'll be able to use a ribbon to attach it to a gift next year. Write your message on the reverse side and you're all set.

- C Most people don't like spiders crawling around their home. But spiders are wonderful pest-controllers. They eat many insects, and can help you avoid having to use dangerous chemical bug sprays.

- C Weeds in your garden need to be removed or they will choke your plants. You can pull them, but it's easier to prevent them. To do this, put sheets of black plastic between rows of plants. Weigh down the plastic with rocks or compost. The plastic will keep out the air and light that the weeds need to grow.



- C Make Mom a fabulous all-natural treat: Blueberry Yogurt Muffin
Cream 1 stick of butter with $\frac{3}{4}$ cup sugar, add 2 eggs, 1 teaspoon vanilla, and $\frac{3}{4}$ cup plain yogurt. In another bowl, mix 2 cups flour, $\frac{1}{2}$ teaspoon baking soda, and $\frac{1}{2}$ teaspoon salt. Add flour mixture to butter mixture. Fold in 2 cups blueberries. Bake in muffin tins at 375° for 25-30 minutes.

- C The paper industry actually started out as a recycling industry. The first paper mill, which was started in 1690 in Pennsylvania, used only fiber obtained from cotton and linen rags and from waste paper. It wasn't until 1860 that mills began using wood to make paper.



6-pack Plastic Flower

Supplies needed to make one flower:

2 - six pack plastic rings

1 pr. - scissors

1 - bamboo skewer

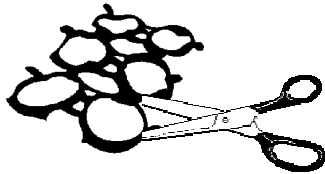
(Optional: spray paint, Styrofoam)



Directions:

Hold the six pack ring so that the top and bottom sides are the long sides. (You'll have three holes going across and two holes down, with plastic holding the holes together).

Something like this:



Now, take the scissors and clip between the three segments (holes), start at the bottom and clip twice up, so that they look like so:



Do the same with the second 6-pack ring. You should now have six segments (of 2 rings each).

Take the bamboo skewer and take one of the segments. Push the middle (where the plastic holds the two "holes" together) into the sharp tip of the bamboo skewer. Find the "tabs" on the inside of the two "holes" & notice that each has two slits. Place your right hand underneath the right "hole" – grab the little tab and pull down and then up (to your right) so the outer ridge of the "hole" now forms a small wave & tab is on the outer edge. While still holding the tab (the tab should be pointing toward your right), move it so it is over the bamboo skewer. Now slip the skewer into one of the slits on the tab. That side of the plastic segment should form a little ridge.

Do the exact thing to the left side of the plastic ring segment. You now have two petals on your bamboo skewer.

Repeat with the next five plastic segments. Alternate the way the petals face so they crisscross on the bamboo skewer. You should have a full dimensional flower.



If you choose to spray paint your flower once completed, you will need to let it dry on a piece of Styrofoam (stick the bottom of the bamboo skewer into the foam). You may want to snip off the sharp pointed end of the bamboo skewer.

Answer Page

True or False

1. True
2. False
3. False (100 pounds)
4. True
5. True
6. True
7. False (24-26)
8. True
9. True
10. False (Unknown how long it takes)
11. True
12. True

Crossword Puzzle


Across:

1. Recycle
5. Trash
6. Cash
7. Newspapers
10. Resources

Down:

2. Cans
3. Litter
4. Waste
8. Energy

Word Search





Virginia Beach Clean Community Commission
Municipal Center, Building # 8
2565 Glebe Road
Virginia Beach, VA 23456-9074
(757) 427-4104 / FAX (757) 427-8459
email: vbclean@vbgov.com
website: www.vbgov.com/vbclean