



THE BOWER  
FOUNDATION



# School Nurse Assessment

---

February 2011

## Introduction

Since the 2007 Legislative Session, the Mississippi Department of Education (MDE) has been responsible for the administration and supervision of the school nurse program in Mississippi public schools. The program is the “Mary Kirkpatrick Haskell-Mary Sprayberry Public School Nurse Act of 2007” (37-14-7) or School Nurse Intervention Program. This report is intended to meet requirements of this act and to analyze the progress that is being made within Mississippi public schools through this health services model.

This report provides specific school nurse information such as numbers and locations with comparison data. It looks at the diverse funding streams that are in place in our school districts, challenges of school nurses, and data specific to the clinical aspect of school nursing. The Office of Healthy Schools directs the progress of this program by providing training, resources, partnerships, and a performance measure data summary reflected through monthly reporting. This report is made up of data reported for August 2010 through November 2010 of the 2010-11 school year.

School nurses advance the well being, academic success, and life-long achievement of students. Their role is also critical to the health and success of teachers, as well as, contributing to the overall goals of the Mississippi Department of Education.

## School Nurses

We have made tremendous progress in the area of school nurses, both in numbers and funding, and we are truly grateful to the Mississippi State Legislature for their support. The table below demonstrates the progress that has been made.

	2008	2009	2010	2011
Number of School Nurses	419	457	482	442**
Statewide Average Ratio	1:1174	1:1092	1:1040	1:1110
Number of school districts with no School Nurse	20	12	2	14
Registered Nurses	391	422	441	409
Licensed Practical Nurses	26	29	32	27
Nurse Practitioners	2	6	9	6

\*\*Decrease due to economy and elimination of time limited grants (H1N1).

## Challenges

The economy is the most difficult challenge this year, and each school district dealt with school nurses in a variety of ways. Some districts reduced hours worked, and others had to eliminate positions. Even with this challenge, the number of school nurses remains strong. There was a decrease of only 34 school nurses in our state.

The number of school districts without a school nurse has increased from last year to a total of 14. It is best compared to 2009 with 12 vacancies. During the H1N1 pandemic 6 schools were awarded federal funds to begin a school nurse program; however, these were time limited and only one of those districts was able to continue the school nurse program after the funds were eliminated.

School Nurses continue to have diverse responsibilities that add to the challenge of meeting the health needs of students. Students continue to have a multitude of chronic issues that require management by the school nurse to support academic success. In addition, school nurses are providing prevention education for all levels of the school community. And finally they are working with administrators and school boards to improve district health policies.

### **School Districts Without a School Nurse**

The following are districts with no school nurse in the district:

- 1) Attala County School District
- 2) Clay County School District
- 3) Coahoma County AHS
- 4) Drew School District
- 5) Enterprise School District
- 6) Forest School District
- 7) Hinds County AHS
- 8) Kemper County School District
- 9) Kosciusko School District
- 10) North Bolivar School District
- 11) Quitman County School District
- 12) Shaw School District
- 13) Webster County School District
- 14) Yazoo City School District

### **National Certified School Nurses**

Registered nurses with a bachelor's degree or higher are eligible for a \$6,000 annual salary supplement following completion of the National Certification Examination for School Nurses (NCSN). Mississippi currently has 27 NCSN nurses. There is cap at 30 slots and school nurses have filled all slots since the beginning of this program. There are opportunities throughout the year for school nurses to sit for the exam. The expectation is that all slots will be filled before the end of the year.

## **Funding/Appropriation Options**

Schools continue to use a variety of sources to fund school nurses. This diversity has been cited in national publications such as *Charting Nursing's Future-A Robert Wood Johnson Foundation publication (August 2010)*. The funding streams come through legislative grants, district funds, federal funds, and specific Medicaid programs.

- District funding/MAEP funding
- Federal funding
  - Title programs
  - IDEA
- Legislative appropriation/School Nurse Intervention Program
- Hospital/local clinic/Regional Mental Health funding
  - Medicaid reimbursement
  - Mississippi Cool Kids (EPSDT)
  - School-Based Administrative Claiming (SBAC)
- Other grants

With a total statewide enrollment of 490,526 students, Mississippi would need 654 school nurses to reach a statewide average nurse to student ratio of 1:750. This equates to 212 additional school nurses at a cost of \$10,600,000 (\$50,000 each). It is important to note, however, that progress is being made each year through smaller appropriations targeted to needed areas. The work continues to progress toward the goal of a statewide nurse to student ratio of 1:750.

## **School Nurse Data**

School nurses report data each month to document the responsibilities and functions of their positions. The data continues to show an alarming number of encounters with students to manage chronic diseases. The special procedures category notes the number of student visits requiring a specific procedure. Diabetes accounts for 56% of the encounters recorded, followed by Oxygen Saturation test at 9%, Nebulizer treatments for asthma at 7%, and Urinary Catheterizations at 6%. These procedures require the most frequent encounters and are very time consuming.

On a more positive note is the progress being made in the areas of prevention education and health screening. School nurses are providing educational opportunities in a variety of settings such as the classroom, staff development, parent organizations and community groups. The information being presented is tobacco education at 27% for intervention nurses and 21% of all school nurses, fitness at 18%, and nutrition at 16%. This indicates an increasing importance in response to the 2007 Healthy Students Act. Likewise, in the area of health screening, several important areas have risen to the top. This includes vision at 40%, hearing at 27%, and growth measurements at 10%. Again, vision is the number one educational health disparity as identified by Centers for


Disease Control and Prevention. There are many other areas of health screening that school nurses are providing including EPSDT. Mississippi is the first state to allow it's school nurses to provide this service.

The data collection reported by school nurses is intended to describe the many functions of a school nurse. During the first semester there have been 457,295 clinical encounters, 10,453 educational encounters impacting 286,889 students, and 148,101 screening encounters. If all these encounters were distributed equally, each school nurse in Mississippi has already seen 1,393 students/staff this semester. This data verifies that school nurses work diligently to impact the health of the students they serve and greatly contribute to student success in the classroom and beyond.

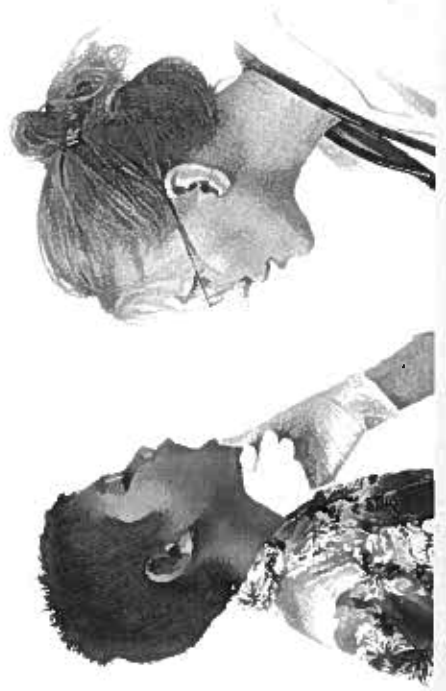
*The information included in this report was compiled through information submitted through the Mississippi Student Information System (MSIS) and through telephone interviews with school district personnel. Information has been considered for all school districts.*

# Students Seen for Injury or Illness

Mary Kirkpatrick Haskell - Mary Sprayberry Public School Nurse Act of 2007  
Mississippi Department of Education  
School Nurse Intervention Program




Total	237,095
Students sent back to class	202,512 85%
Students sent home	27,770 12%
Students sent for medical care	6,813 3%



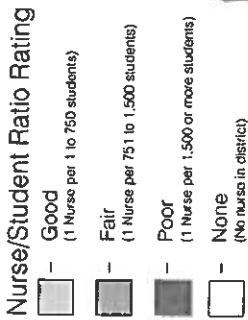
# Health Education Lessons/Presentations

Mary Kirkpatrick Haskell - Mary Sprayberry Public School Nurse Act of 2007  
Mississippi Department of Education  
School Nurse Intervention Program



# Student/Nurse Ratio per School District

Mary Kirkpatrick Haskell - Mary Sprayberry Public School Nurse Act of 2007  
Mississippi Department of Education  
School Nurse Intervention Program Update January 2009




Public School District	#	Public School District	#	Public School District	#
NATCHEZ-ADAMS SCHOOL DISTRICT	130	PASCAGOULA SCHOOL DISTRICT	3023	PONTOTOC COUNTY SCHOOL DISTRICT	5620
ALCORN SCHOOL DISTRICT	200	EAST JASPER SCHOOL DISTRICT	3111	PRENTISS COUNTY SCHOOL DISTRICT	6900
CORINTH SCHOOL DISTRICT	220	WEST JASPER SCHOOL DISTRICT	3112	BALDWIN SCHOOL DISTRICT	6900
AMITE COUNTY SCHOOL DISTRICT	300	JEFFERSON COUNTY SCHOOL DISTRICT	3200	BOONEVILLE SCHOOL DISTRICT	6921
ATTALA COUNTY SCHOOL DISTRICT	400	JEFFERSON COUNTY SCHOOL DISTRICT	3300	QUITMAN COUNTY SCHOOL DISTRICT	6900
KOSCIUSKO SCHOOL DISTRICT	420	JONES COUNTY SCHOOL DISTRICT	3400	RANKIN COUNTY SCHOOL DISTRICT	8100
BENTON COUNTY SCHOOL DISTRICT	500	LAUREL SCHOOL DISTRICT	3400	PEARL RIVER COUNTY SCHOOL DISTRICT	8120
WEST BOLIVAR SCHOOL DISTRICT	611	KEMPER COUNTY SCHOOL DISTRICT	3500	SCOTT COUNTY SCHOOL DISTRICT	8200
BENNETT SCHOOL DISTRICT	612	LAFAYETTE COUNTY SCHOOL DISTRICT	3600	SOUTH DELTA SCHOOL DISTRICT	8220
NORTH BOLIVAR SCHOOL DISTRICT	613	OXFORD SCHOOL DISTRICT	3600	SOUTH DELTA SCHOOL DISTRICT	8312
CLEVELAND SCHOOL DISTRICT	614	LAMAR COUNTY SCHOOL DISTRICT	3700	SIMPSON COUNTY SCHOOL DISTRICT	6400
SHAW SCHOOL DISTRICT	615	LUMBERTON PUBLIC SCHOOL DISTRICT	3711	SMITH COUNTY SCHOOL DISTRICT	6500
MOUND BAYOU PUBLIC SCHOOL DISTRICT	616	LAUDERDALE COUNTY SCHOOL DISTRICT	3800	STONE COUNTY SCHOOL DISTRICT	6600
CALHOUN COUNTY SCHOOL DISTRICT	700	MERIDIAN PUBLIC SCHOOL DISTRICT	3820	SUNFLOWER COUNTY SCHOOL DISTRICT	6700
CARROLL COUNTY SCHOOL DISTRICT	800	LAWRENCE COUNTY SCHOOL DISTRICT	3900	DREW SCHOOL DISTRICT	6720
CHICKASAW COUNTY SCHOOL DISTRICT	900	LEE COUNTY SCHOOL DISTRICT	4000	INDIANOLA SCHOOL DISTRICT	6721
HOLSTON SCHOOL DISTRICT	921	NETTLETON SCHOOL DISTRICT	4100	EAST TALLAHATCHIE CONS SCHOOL DISTRICT	6811
OKOLONA SCHOOL DISTRICT	921	TUPELO PUBLIC SCHOOL DISTRICT	4111	WEST TALLAHATCHIE SCHOOL DISTRICT	6812
CHOCTAW COUNTY SCHOOL DISTRICT	1000	LEFLORE COUNTY SCHOOL DISTRICT	4200	TATE COUNTY SCHOOL DISTRICT	6800
CLAIBORNE COUNTY SCHOOL DISTRICT	1100	GREENWOOD PUBLIC SCHOOL DISTRICT	4200	SENATOBIA MUNICIPAL SCHOOL DISTRICT	6920
CLAIBORNE COUNTY SCHOOL DISTRICT	1212	LINCOLN COUNTY SCHOOL DISTRICT	4300	NORTH TIPPAH SCHOOL DISTRICT	7011
ENTERPRISE SCHOOL DISTRICT	1212	BROOKHAVEN SCHOOL DISTRICT	4320	SOUTH TIPPAH SCHOOL DISTRICT	7012
CLAY COUNTY SCHOOL DISTRICT	1320	LOWNDES COUNTY SCHOOL DISTRICT	4400	TISHOMINGO COUNTY SCHOOL DISTRICT	7100
WEST POINT SCHOOL DISTRICT	1320	COLUMBUS MUNICIPAL SCHOOL DISTRICT	4420	TUNICA COUNTY SCHOOL DISTRICT	7200
COAHOMA COUNTY AHS	1402	MADISON COUNTY SCHOOL DISTRICT	4520	UNION COUNTY SCHOOL DISTRICT	7300
CLARKSDALE MUNICIPAL SCHOOL DISTRICT	1420	CANTON PUBLIC SCHOOL DISTRICT	4520	UNION COUNTY SCHOOL DISTRICT	7300
COPIAH COUNTY SCHOOL DISTRICT	1500	MARION COUNTY SCHOOL DISTRICT	4600	NEW ALBANY PUBLIC SCHOOL DISTRICT	7320
COPIAH COUNTY SCHOOL DISTRICT	1500	COLUMBIA SCHOOL DISTRICT	4620	WALTHALL COUNTY SCHOOL DISTRICT	7400
COVINGTON COUNTY SCHOOL DISTRICT	1600	MARSHALL COUNTY SCHOOL DISTRICT	4700	WALSH COUNTY SCHOOL DISTRICT	7500
HAZLEHURST CITY SCHOOL DISTRICT	1600	HOLLY SPRINGS SCHOOL DISTRICT	4720	VICKSBURG WARREN SCHOOL DISTRICT	7611
DESBORO COUNTY SCHOOL DISTRICT	1700	MONROE COUNTY SCHOOL DISTRICT	4800	HOLLANDALE SCHOOL DISTRICT	7611
FORREST COUNTY SCHOOL DISTRICT	1800	ABERDEEN SCHOOL DISTRICT	4820	WESTERN LINE SCHOOL DISTRICT	7612
FORREST COUNTY SCHOOL DISTRICT	1802	MONTGOMERY COUNTY SCHOOL DISTRICT	4821	WESTERN LINE SCHOOL DISTRICT	7613
HATTIESBURG SCHOOL DISTRICT	1820	WINONA SEPARATE SCHOOL DISTRICT	4900	WAYNE PUBLIC SCHOOL DISTRICT	7620
PETAL SCHOOL DISTRICT	1821	NESHOMA COUNTY SCHOOL DISTRICT	4920	WEBSTER COUNTY SCHOOL DISTRICT	7700
FRANKLIN COUNTY SCHOOL DISTRICT	1900	PHILADELPHIA PUBLIC SCHOOL DISTRICT	5000	WILKINSON COUNTY SCHOOL DISTRICT	7800
GEORGE COUNTY SCHOOL DISTRICT	2100	NEWTON COUNTY SCHOOL DISTRICT	5020	LOUISVILLE MUNICIPAL SCHOOL DISTRICT	8020
GREENE COUNTY SCHOOL DISTRICT	2220	NEWTON MUNICIPAL SCHOOL DISTRICT	5100	LOUISVILLE SCHOOL DISTRICT	8111
HANCOCK COUNTY SCHOOL DISTRICT	2300	UNION PUBLIC SCHOOL DISTRICT	5130	WATER VALLEY SCHOOL DISTRICT	8113
BAY-WAVERLAND SCHOOL DISTRICT	2400	NOXUBEE COUNTY SCHOOL DISTRICT	5200	YAZOO COUNTY SCHOOL DISTRICT	8200
HARRISON COUNTY SCHOOL DISTRICT	2420	OKTIBBEHA COUNTY SCHOOL DISTRICT	5300	14200 CITY SCHOOL DISTRICT	8220
BILOXI PUBLIC SCHOOL DISTRICT	2420	STARKVILLE SCHOOL DISTRICT	5320		
GULFPORT SCHOOL DISTRICT	2421	NORTH PANOLA SCHOOL DISTRICT	5411		
LONG BEACH SCHOOL DISTRICT	2422	PEARL RIVER COUNTY SCHOOL DISTRICT	5412		
PASS CHRISTIAN PUBLIC SCHOOL DISTRICT	2423	PICALUNE SCHOOL DISTRICT	5500		
HINDS COUNTY SCHOOL DISTRICT	2502	PERRY COUNTY SCHOOL DISTRICT	5500		
HINDS COUNTY AHS	2502	RICHMOND SCHOOL DISTRICT	5711		
JACKSON PUBLIC SCHOOL DISTRICT	2620	SOUTH PIKE SCHOOL DISTRICT	5720		
CLINTON PUBLIC SCHOOL DISTRICT	2620	MCCOMB COUNTY SCHOOL DISTRICT	5800		
HOLMES COUNTY SCHOOL DISTRICT	2621				
DURANT SCHOOL DISTRICT	2620				
HUMPHREYS COUNTY SCHOOL DISTRICT	2700				
ITAWAMBA COUNTY SCHOOL DISTRICT	2800				
JACKSON COUNTY SCHOOL DISTRICT	3000				
MOSS POINT SEPARATE SCHOOL DISTRICT	3020				
OCEAN SPRINGS SCHOOL DISTRICT	3021				



# School Nurse Funding Sources

Mary Kirkpatrick Haskell - Mary Sprayberry Public School Nurse Act of 2007  
Mississippi Department of Education  
School Nurse Intervention Program




District/MAEP Funds	35%
Federal Funds	27%
School Nurse Intervention Program	13%
Hospital/Clinic Funding	12%
Medicaid Programs	9%
Other	4%



# Health Screenings

Mary Kirkpatrick Haskell - Mary Sprayberry Public School Nurse Act of 2007  
Mississippi Department of Education  
School Nurse Intervention Program




Screening Type	Total	Percentage
Total	148,101	
Vision	59,538	40%
Hearing	40,458	27%
Growth Measurements	14,461	10%
Other	14,409	10%
Dental	8,098	5%
Blood Pressure	5,078	3%
Scoliosis	2,738	2%
EPSDT	1,647	1%
Sports Physicals	890	1%
SPED Evaluations/Physicals	784	0.5%



# Special Nursing Procedures

Mary Kirkpatrick Haskell - Mary Sprayberry Public School Nurse Act of 2007  
Mississippi Department of Education  
School Nurse Intervention Program




Procedure	Total	Percentage
Glucose Testing/Assistance	27,911	56%
Oxygen Saturation	4,668	9%
Nebulizer/Peak Flow	3,681	7%
Urinary Catheterization	3,212	6%
Blood Pressure Monitoring	2,652	5%
Gastric Tube Care/Feeding	2,515	5%
Weight Monitoring	2,263	5%
Other	2,391	5%
Tracheotomy Care/Suction	670	1%



# Staff Seen for Injury or Illness

Mary Kirkpatrick Haskell - Mary Sprayberry Public School Nurse Act of 2007  
Mississippi Department of Education  
School Nurse Intervention Program



Total	8,298
Staff sent back to class	7,212 87%
Staff sent home	678 8%
Staff sent for medical care	408 5%




THE BOWER  
FOUNDATION



MISSISSIPPI STATE DEPARTMENT OF HEALTH

# Individual Health Consultation

Mary Kirkpatrick Haskell - Mary Sprayberry Public School Nurse Act of 2007  
Mississippi Department of Education  
School Nurse Intervention Program



Category	Count	Percentage
Total	39,167	
Students	24,382	62%
Parents	8,390	21%
Staff	6,395	16%





# Mississippi Office of Healthy Schools

*A Coordinated Approach to Health & Safety*

DATE: Thursday, December 30, 2010 @ 9:45:37 AM  
USER: masteradmin

SCHOOL NURSE DATA COLLECTION  
PERIOD: August 2010 - December 2010  
REPORT TYPE: ALL Nurses  
REPORT STATE: MISSISSIPPI

437629	1. Total student visits
194049	2. Total students seen for illness
162811	a. Students returned to class
26080	b. Students sent home
5158	c. Students sent for medical care
43046	3. Total student seen for injury
39701	a. Students returned to class
1690	b. Students sent home
1655	c. Students sent for medical care
150571	4. Management of student medication doses based upon MD orders
826	a. Epipen
11643	b. Injectable Insulin
190	c. Glucagon
14692	d. Inhaler/Asthma Medications
69907	e. ADD Medications
2093	f. Antibiotics
4917	g. Psychiatric Medications
4940	h. Seizure Medications
24211	i. Over-the-counter Medications
17152	j. Other
49963	5. Students Special Nursing Procedures based upon MD orders
3212	a. Urinary Catheterization
670	b. Tracheotomy Care/Suction
2515	c. Gastric Tube Care/Feeding
27911	d. Glucose Testing/Assistance
1	e. Ventilator Care
3342	f. Nebulizer Treatment
339	g. Peak Flow Monitoring
4668	h. Oxygen Saturation
2652	i. B/P Monitoring
2263	j. Weight monitoring
2390	k. Other
8298	6. Total staff visits



# Mississippi Office of Healthy Schools

*A Coordinated Approach to Health & Safety*

DATE: Thursday, December 30, 2010 @ 9:45:37 AM  
USER: masteradmin

SCHOOL NURSE DATA COLLECTION  
PERIOD: August 2010 - December 2010  
REPORT TYPE: ALL Nurses  
REPORT STATE: MISSISSIPI

7423	7. Staff seen for illness
6499	a. Staff returned to class
369	b. Staff sent home
555	c. Staff sent for medical care
875	8. Staff seen for injury
713	a. Staff returned to class
39	b. Staff sent home
123	c. Staff sent for medical care
3794	9. Management of staff medication doses
1775	a. Pain medication
607	b. Allergy medication
606	c. Gastric medication
806	d. Other
7574	10. Staff Special Nursing Procedures
606	a. Glucose testing/assistance
6488	b. B/P monitoring
480	c. Other
148101	11. Total Screenings
40458	a. Hearing Screening
59538	b. Vision Screening
14461	c. Growth Measurements
5078	d. Blood Pressure
8098	e. Dental
2738	f. Scoliosis
890	g. Coordination and Assistance with Sports Physicals
1647	h. EPSDT Physicals
784	i. SPED Evaluations/Physicals
14409	j. Other
10708	12. Health Fair Screenings
7351	a. Student Participants
3357	b. Adult Participants



# Mississippi Office of Healthy Schools

*A Coordinated Approach to Health & Safety*

DATE: Thursday, December 30, 2010 @ 9:45:37 AM  
USER: masteradmin

SCHOOL NURSE DATA COLLECTION  
PERIOD: August 2010 - December 2010  
REPORT TYPE: ALL Nurses  
REPORT STATE: MISSISSIPI

2205	13. Total Medical Referrals
2017	14. Total Community Referrals
414	a. Department of Human Services
655	b. Social Services
948	c. Other
10453	15. Group/Classroom Health Education Lessons/ Presentations
	a. Alcohol/drug abuse Prevention
996	1. Number of presentations
30067	2. Total number of minutes of all presentation(s)
43518	3. Total number of students attending presentation(s)
	b. Tobacco Prevention
2242	1. Number of presentation(s)
55830	2. Total number of minutes of all presentation(s)
71624	3. Total number of students attending presentation(s)
	c. Nutrition Education
1644	1. Number of presentation(s)
58377	2. Total number of minutes of all presentation(s)
42358	3. Total number of students attendign presentation(s)
	d. Hygiene
1204	1. Number of presentation(s)
38908	2. Total number of minutes of all presentation(s)
27254	3. Total number of students attending presentation(s)
	e. Orai Health
501	1. Number of presentation(s)
26631	2. Total Number of minutes of all presentation(s)
9415	3. Total number of students attending presentation(s)
	f. Fitness
1892	1. Number of presentation(s)
62334	2. Total number of minutes of all presentation(s)
45394	3. Total number of students attending presentation(s)
	g. Health Related Careers
64	1. Number of presentation(s)
2018	2. Total number of minutes of all presentations(s)
2106	3. Total number of students attending presentation(s)



# Mississippi Office of Healthy Schools

*A Coordinated Approach to Health & Safety*

DATE: Thursday, December 30, 2010 @ 9:45:38 AM  
USER: masteradmin

SCHOOL NURSE DATA COLLECTION  
PERIOD: August 2010 - December 2010  
REPORT TYPE: ALL Nurses  
REPORT STATE: MISSISSIPI

h. Asthma

299

1. Number of presentation(s)

5291

2. Total number of minutes of all presentations(s)

5736

3. Total number of students attending presentation(s)

i. Abstinence

318

1. Number of presentation(s)

11985

2. Total number of minutes of all presentations(s)

3673

3. Total number of students attending presentation(s)

j. Other

1293

1. Number of presentation(s)

49307

2. Total number of minutes of all presentation(s)

35811

3. Total number of students attending presentation(s)

39167

16. Individual Health Consultation

a. Individual students seen

24382

1. Number of students

209130

2. Total number of minutes of consultation

b. Individual staff seen

6395

1. Total number of staff

61040

2. Total number of minutes of consultation

c. Parents/Guardians seen

8390

1. Number of parents/guardians

84728

2. Total number of minutes of consultation

8839

17. Interventions for student absenteeism

8519

a. Parent contact

262

b. Referral to attendance officer

58

c. Other

18. Environmental Safety Checks

a. Playground

346

1. Number of playground checks

b. Buildings

491

1. Number of building checks

185

2. Total number of hazardous occurrences

101465

19. General Contacts



# Mississippi Office of Healthy Schools

A Coordinated Approach to Health & Safety

DATE: Thursday, December 30, 2010 @ 9:45:38 AM  
USER: masteradmin

SCHOOL NURSE DATA COLLECTION  
PERIOD: August 2010 - December 2010  
REPORT TYPE: ALL Nurses  
REPORT STATE: MISSISSIPI

- a. Parent contact
- b. Physician contact
- c. Other

- 20. Immunization Compliance
  - a. Annual reports
  - b. Interventions

- 21. Planning
  - a. Individual Health Plan (IHP) Initiation/Review
  - b. Individual Education Plan (IEP) Participation

- 22. Hazardous Incidences/Accidents
  - a. Number in classroom
  - b. Number in gym
  - c. Number in cafeteria
  - d. Number in restrooms
  - e. Number in hallways
  - f. Number on buses (including loading and unloading area)
  - g. Number on sidewalks
  - h. Number on playground

23. General Notes

Entered by User: dturner @ District: Itawamba County & School: Fairview Attendance Center

other: 232---head lice checks

Entered by User: aellington @ District: Choctaw County & School: Ackerman Elementary

ANTI-TOBACCO POSTERS placed in clinic.  
Approx. 202 pediculosis screenings done. Parents contacted as needed r/t pediculosis screenings.  
Hours were spent going through forms & planning for EPSDT screenings.